

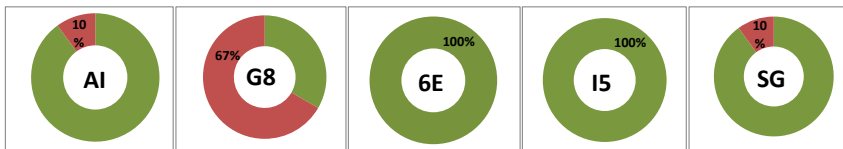
MAY 2021 DEPARTURES (0300 - 0900)

AIRLINES	TOTAL DEPARTURES	FLIGHTS ON TIME (STD + 15 min)	FLIGHTS DELAYED (STD + MORE THAN 15 Min)	% ON TIME	% DELAYED	NUMBER OF FLIGHTS DELAYED DUE TO										TOTAL DEPARTURE DELAY
						AIRLINES					AIRPORT		WEATHER		ATC	
						PASSENGER & BAGGAGE HANDLING (IATA CODES 11-18)	AIRCRAFT & RAMP HANDLING (IATA CODES 31-39)	TECHNICAL, AUTOMATED EQUIPMENT FAILURE (IATA CODES 41-48)	OPERATIONS, CREW (IATA CODES 61-69)	REACTIONARY REASONS (IATA CODES 91-96)	AIRPORT FACILITIES (IATA CODES 87,89)	AIRPORT SECURITY (IATA CODE 85)	DESTINATION AIRPORT BELOW MINIMA (IATA CODE 72)	DEPARTURE AERODROME BELOW MINIMA (IATA CODE 71)	ATFM (IATA CODES 81-84)	
AI	177	172	5	97%	3%	0.00	0.00	0.00	1.00	4.00	0.00	0.00	0.00	0.00	0.00	5
G8	46	44	2	96%	4%	0.00	0.00	0.00	1.00	1.00	0.00	0.00	0.00	0.00	0.00	2
6E	131	131	0	100%	0%	0.00	0.00	0.00	0.00	0.00	0.00	0.00	0.00	0.00	0.00	0
I5	6	6	0	100%	0%	0.00	0.00	0.00	0.00	0.00	0.00	0.00	0.00	0.00	0.00	0
SG	54	54	0	100%	0%	0.00	0.00	0.00	0.00	0.00	0.00	0.00	0.00	0.00	0.00	0
UK	4	4	0	100%	0%	0.00	0.00	0.00	0.00	0.00	0.00	0.00	0.00	0.00	0.00	0
9I	0	0	0	0%	0%	0.00	0.00	0.00	0.00	0.00	0.00	0.00	0.00	0.00	0.00	0
IX	0	0	0	0%	0%	0.00	0.00	0.00	0.00	0.00	0.00	0.00	0.00	0.00	0.00	0
ZT	0	0	0	0%	0%	0.00	0.00	0.00	0.00	0.00	0.00	0.00	0.00	0.00	0.00	0
OG	0	0	0	0%	0%	0.00	0.00	0.00	0.00	0.00	0.00	0.00	0.00	0.00	0.00	0
	418	411	7	98%	2%											



MAY 2021 ARRIVALS (0300 - 0900)

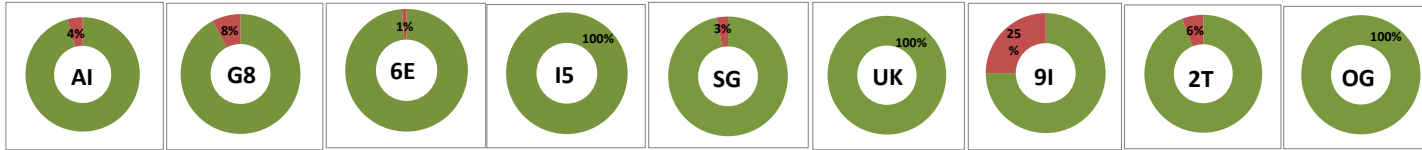
AIRLINES	TOTAL ARRIVALS	FLIGHTS ON TIME (STA + 15 min)	FLIGHTS DELAYED (STA + MORE THAN 15 Min)	% ON TIME	% DELAYED	NUMBER OF FLIGHTS DELAYED DUE TO										
						AIRLINES					AIRPORT		WEATHER		ATC	
						PASSENGER & BAGGAGE HANDLING (IATA CODES 11-18)	AIRCRAFT & RAMP HANDLING (IATA CODES 31-39)	TECHNICAL, AUTOMATED EQUIPMENT FAILURE (IATA CODES 41-48)	OPERATIONS, CREW (IATA CODES 61-69)	REACTIONARY REASONS (IATA CODES 91-96)	AIRPORT FACILITIES (IATA CODES 87,89)	AIRPORT SECURITY (IATA CODE 85)	DESTINATION AIRPORT BELOW MINIMA (IATA CODE 72)	DEPARTURE AERODROME BELOW MINIMA (IATA CODE 71)	ATFM (IATA CODES 81-84)	
AI	20	18	2	90%	10%	-	-	-	-	-	-	-	-	-	-	-
G8	3	1	2	33%	67%	-	-	-	-	-	-	-	-	-	-	-
6E	58	58	0	100%	0%	-	-	-	-	-	-	-	-	-	-	-
I5	4	4	0	100%	0%	-	-	-	-	-	-	-	-	-	-	-
SG	10	9	1	90%	10%	-	-	-	-	-	-	-	-	-	-	-
UK	0	0	0	0%	0%	-	-	-	-	-	-	-	-	-	-	-
9I	0	0	0	0%	0%	-	-	-	-	-	-	-	-	-	-	-
IX	0	0	0	0%	0%	-	-	-	-	-	-	-	-	-	-	-
ZT	0	0	0	0%	0%	-	-	-	-	-	-	-	-	-	-	-
OG	0	0	0	0%	0%	-	-	-	-	-	-	-	-	-	-	-
	95	90	5	95%	5%											



Delay Percentage

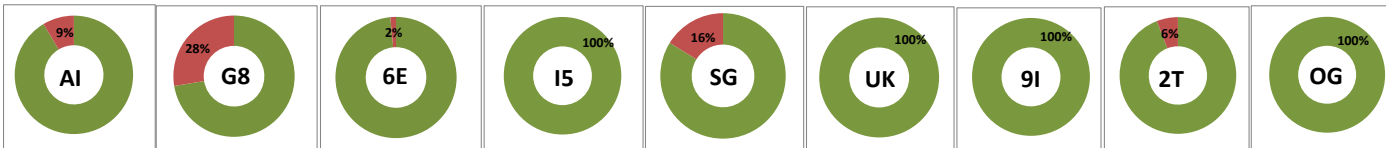
MAY 2021 DEPARTURES (0900 - 1500)

AIRLINES	TOTAL DEPARTURES	FLIGHTS ON TIME (STD + 15 min)	FLIGHTS DELAYED (STD + MORE THAN 15 Min)	% ON TIME	% DELAYED	NUMBER OF FLIGHTS DELAYED DUE TO										TOTAL DEPARTURE DELAY
						AIRLINES					AIRPORT		WEATHER		ATC	
						PASSENGER & BAGGAGE HANDLING (IATA CODES 11-18)	AIRCRAFT & RAMP HANDLING (IATA CODES 31-39)	TECHNICAL, AUTOMATED EQUIPMENT FAILURE (IATA CODES 41-48)	OPERATIONS, CREW (IATA CODES 61-69)	REACTIONARY REASONS (IATA CODES 91-96)	AIRPORT FACILITIES (IATA CODES 87,89)	IMMIGRATION, CUSTOMS, HEALTH (IATA CODE 85/86)	DESTINATION AIRPORT BELOW MINIMA (IATA CODE 72)	DEPARTURE AERODROME BELOW MINIMA (IATA CODE 71)	ATFM (IATA CODES 81-84)	
AI	235	225	10	96%	4%	1.00	1.00	1.00	3.00	0.00	2.00	0.00	0.00	1.00	1.00	10
G8	52	48	4	92%	8%	0.00	0.00	0.00	1.00	3.00	0.00	0.00	0.00	0.00	0.00	4
6E	501	495	6	99%	1%	1.00	0.00	0.00	0.00	0.00	0.00	0.00	0.00	0.00	5.00	6
I5	1	1	0	100%	0%	0.00	0.00	0.00	0.00	0.00	0.00	0.00	0.00	0.00	0.00	0
SG	98	95	3	97%	3%	0.00	0.00	1.00	0.00	1.00	0.00	0.00	0.00	0.00	1.00	3
UK	133	133	0	100%	0%	0.00	0.00	0.00	0.00	0.00	0.00	0.00	0.00	0.00	0.00	0
9I	4	3	1	75%	25%	0.00	0.00	0.00	0.00	1.00	0.00	0.00	0.00	0.00	0.00	1
IX	0	0	0	0%	0%	0.00	0.00	0.00	0.00	0.00	0.00	0.00	0.00	0.00	0.00	0
2T	17	16	1	94%	6%	0.00	0.00	0.00	0.00	1.00	0.00	0.00	0.00	0.00	0.00	1
OG	12	12	0	100%	0%	0.00	0.00	0.00	0.00	0.00	0.00	0.00	0.00	0.00	0.00	0
	1053	1028	25	98%	2%											



MAY 2021 ARRIVALS (0900 - 1500)

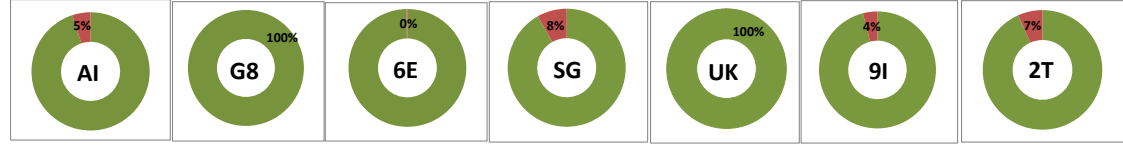
AIRLINES	TOTAL ARRIVALS	FLIGHTS ON TIME (STA + 15 min)	FLIGHTS DELAYED (STA + MORE THAN 15 Min)	% ON TIME	% DELAYED	NUMBER OF FLIGHTS DELAYED DUE TO										
						AIRLINES					AIRPORT		WEATHER		ATC	
						PASSENGER & BAGGAGE HANDLING (IATA CODES 11-18)	AIRCRAFT & RAMP HANDLING (IATA CODES 31-39)	TECHNICAL, AUTOMATED EQUIPMENT FAILURE (IATA CODES 41-48)	OPERATIONS, CREW (IATA CODES 61-69)	REACTIONARY REASONS (IATA CODES 91-96)	AIRPORT FACILITIES (IATA CODES 87,89)	AIRPORT SECURITY (IATA CODE 85)	DESTINATION AIRPORT BELOW MINIMA (IATA CODE 72)	DEPARTURE AERODROME BELOW MINIMA (IATA CODE 71)	ATFM (IATA CODES 81-84)	
AI	163	149	14	91%	9%	-	-	-	-	-	-	-	-	-	-	-
G8	29	21	8	72%	28%	-	-	-	-	-	-	-	-	-	-	-
6E	332	327	5	98%	2%	-	-	-	-	-	-	-	-	-	-	-
I5	3	3	0	100%	0%	-	-	-	-	-	-	-	-	-	-	-
SG	62	52	10	84%	16%	-	-	-	-	-	-	-	-	-	-	-
UK	62	62	0	100%	0%	-	-	-	-	-	-	-	-	-	-	-
9I	1	1	0	100%	0%	-	-	-	-	-	-	-	-	-	-	-
IX	0	0	0	0%	0%	-	-	-	-	-	-	-	-	-	-	-
2T	17	16	1	94%	6%	-	-	-	-	-	-	-	-	-	-	-
OG	12	12	0	100%	0%	-	-	-	-	-	-	-	-	-	-	-
	681	643	38	94%	6%											



Delay Percentage

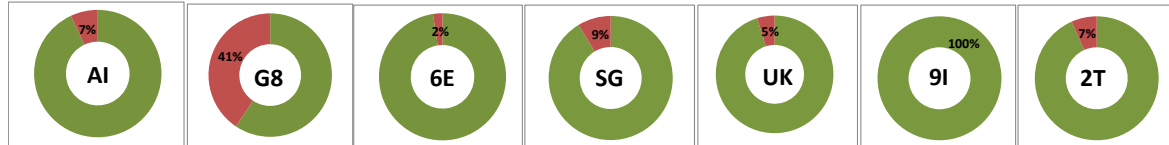
MAY 2021 DEPARTURES (1500 - 2300)

AIRLINES	TOTAL DEPARTURES	FLIGHTS ON TIME (STD + 15 min)	FLIGHTS DELAYED (STD + MORE THAN 15 Min)	% ON TIME	% DELAYED	NUMBER OF FLIGHTS DELAYED DUE TO										TOTAL DEPARTURE DELAY
						AIRLINES					AIRPORT		WEATHER		ATC	
						PASSENGER & BAGGAGE HANDLING (IATA CODES 11-18)	AIRCRAFT & RAMP HANDLING (IATA CODES 31-39)	TECHNICAL, AUTOMATED EQUIPMENT FAILURE (IATA CODES 41-48)	OPERATIONS, CREW (IATA CODES 61-69)	REACTIONARY REASONS (IATA CODES 91-96)	AIRPORT FACILITIES (IATA CODES 87,89)	IMMIGRATION, CUSTOMS, HEALTH (IATA CODE 86)	DESTINATION AIRPORT BELOW MINIMA (IATA CODE 72)	DEPARTURE AERODROME BELOW MINIMA (IATA CODE 71)	ATFM (IATA CODES 81-84)	
AI	238	226	12	95%	5%	1.00	2.00	2.00	1.00	4.00	0.00	0.00	0.00	1.00	1.00	12
G8	18	18	0	100%	0%	0.00	0.00	0.00	0.00	0.00	0.00	0.00	0.00	0.00	0.00	0
6E	367	366	1	100%	0%	0.00	0.00	0.00	0.00	0.00	0.00	0.00	0.00	0.00	1.00	1
IS	0	0	0	0%	0%	0.00	0.00	0.00	0.00	0.00	0.00	0.00	0.00	0.00	0.00	0
SG	86	79	7	92%	8%	0.00	0.00	5.00	0.00	2.00	0.00	0.00	0.00	0.00	0.00	7
UK	30	30	0	100%	0%	0.00	0.00	0.00	0.00	0.00	0.00	0.00	0.00	0.00	0.00	0
9I	25	24	1	96%	4%	0.00	0.00	0.00	0.00	1.00	0.00	0.00	0.00	0.00	0.00	1
IX	0	0	0	0%	0%	0.00	0.00	0.00	0.00	0.00	0.00	0.00	0.00	0.00	0.00	0
2T	15	14	1	93%	7%	0.00	0.00	0.00	0.00	1.00	0.00	0.00	0.00	0.00	0.00	1
OG	1	1	0	0%	0%	0.00	0.00	0.00	0.00	0.00	0.00	0.00	0.00	0.00	0.00	0
	780	758	22	97%	3%											



MAY 2021 ARRIVALS (1500 - 2300)

AIRLINES	TOTAL ARRIVALS	FLIGHTS ON TIME (STA + 15 min)	FLIGHTS DELAYED (STA + MORE THAN 15 Min)	% ON TIME	% DELAYED	NUMBER OF FLIGHTS DELAYED DUE TO										
						AIRLINES					AIRPORT		WEATHER		ATC	
						PASSENGER & BAGGAGE HANDLING (IATA CODES 11-18)	AIRCRAFT & RAMP HANDLING (IATA CODES 31-39)	TECHNICAL, AUTOMATED EQUIPMENT FAILURE (IATA CODES 41-48)	OPERATIONS, CREW (IATA CODES 61-69)	REACTIONARY REASONS (IATA CODES 91-96)	AIRPORT FACILITIES (IATA CODES 87,89)	AIRPORT SECURITY (IATA CODE 85)	DESTINATION AIRPORT BELOW MINIMA (IATA CODE 72)	DEPARTURE AERODROME BELOW MINIMA (IATA CODE 71)	ATFM (IATA CODES 81-84)	
AI	375	349	26	93%	7%	-	-	-	-	-	-	-	-	-	-	-
G8	96	57	39	59%	41%	-	-	-	-	-	-	-	-	-	-	-
6E	580	566	14	98%	2%	-	-	-	-	-	-	-	-	-	-	-
IS	0	0	0	0%	0%	-	-	-	-	-	-	-	-	-	-	-
SG	150	137	13	91%	9%	-	-	-	-	-	-	-	-	-	-	-
UK	104	99	5	95%	5%	-	-	-	-	-	-	-	-	-	-	-
9I	28	28	0	100%	0%	-	-	-	-	-	-	-	-	-	-	-
IX	0	0	0	0%	0%	-	-	-	-	-	-	-	-	-	-	-
2T	15	14	1	93%	7%	-	-	-	-	-	-	-	-	-	-	-
OG	0	0	0	0%	0%	-	-	-	-	-	-	-	-	-	-	-
	1348	1250	98	93%	7%											



Delay Percentage

MAY 2021 DEPARTURES (2300 - 0300)

AIRLINES	TOTAL DEPARTURES	FLIGHTS ON TIME (STD + 15 min)	FLIGHTS DELAYED (STD + MORE THAN 15 Min)	% ON TIME	% DELAYED	NUMBER OF FLIGHTS DELAYED DUE TO										TOTAL DEPARTURE DELAY
						AIRLINES					AIRPORT		WEATHER		ATC	
						PASSENGER & BAGGAGE HANDLING (IATA CODES 11-18)	AIRCRAFT & RAMP HANDLING (IATA CODES 31-39)	TECHNICAL, AUTOMATED EQUIPMENT FAILURE (IATA CODES 41-48)	OPERATIONS, CREW (IATA CODES 61-69)	REACTIONARY REASONS (IATA CODES 91-96)	AIRPORT FACILITIES (IATA CODES 87,89)	IMMIGRATION, CUSTOMS, HEALTH (IATA CODE 86)	DESTINATION AIRPORT BELOW MINIMA (IATA CODE 72)	DEPARTURE AERODROME BELOW MINIMA (IATA CODE 71)	ATFM (IATA CODES 81-84)	
AI	1	1	0	100%	0%	0	0	0	0	0	0	0	0	0	0	0
G8	4	3	1	75%	25%	0	0	0	1	0	0	0	0	0	0	1
6E	4	4	0	100%	0%	0	0	0	0	0	0	0	0	0	0	0
I5	4	4	0	100%	0%	0	0	0	0	0	0	0	0	0	0	0
SG	0	0	0	0%	0%	0	0	0	0	0	0	0	0	0	0	0
UK	0	0	0	0%	0%	0	0	0	0	0	0	0	0	0	0	0
9I	0	0	0	0%	0%	0	0	0	0	0	0	0	0	0	0	0
IX	0	0	0	0%	0%	0	0	0	0	0	0	0	0	0	0	0
ZT	0	0	0	0%	0%	0	0	0	0	0	0	0	0	0	0	0
OG	0	0	0	0%	0%	0	0	0	0	0	0	0	0	0	0	0
13	12	1	1	92%	8%											



MAY 2021 ARRIVALS (2300 - 0300)

AIRLINES	TOTAL ARRIVALS	FLIGHTS ON TIME (STA + 15 min)	FLIGHTS DELAYED (STA + MORE THAN 15 Min)	% ON TIME	% DELAYED	NUMBER OF FLIGHTS DELAYED DUE TO										
						AIRLINES					AIRPORT		WEATHER		ATC	
						PASSENGER & BAGGAGE HANDLING (IATA CODES 11-18)	AIRCRAFT & RAMP HANDLING (IATA CODES 31-39)	TECHNICAL, AUTOMATED EQUIPMENT FAILURE (IATA CODES 41-48)	OPERATIONS, CREW (IATA CODES 61-69)	REACTIONARY REASONS (IATA CODES 91-96)	AIRPORT FACILITIES (IATA CODES 87,89)	AIRPORT SECURITY (IATA CODE 85)	DESTINATION AIRPORT BELOW MINIMA (IATA CODE 72)	DEPARTURE AERODROME BELOW MINIMA (IATA CODE 71)	ATFM (IATA CODES 81-84)	
AI	92	77	15	84%	16%	-	-	-	-	-	-	-	-	-	-	-
G8	0	0	0	0%	0%	-	-	-	-	-	-	-	-	-	-	-
6E	32	31	1	97%	3%	-	-	-	-	-	-	-	-	-	-	-
I5	4	4	0	100%	0%	-	-	-	-	-	-	-	-	-	-	-
SG	13	13	0	100%	0%	-	-	-	-	-	-	-	-	-	-	-
UK	0	0	0	0%	0%	-	-	-	-	-	-	-	-	-	-	-
9I	0	0	0	0%	0%	-	-	-	-	-	-	-	-	-	-	-
IX	0	0	0	0%	0%	-	-	-	-	-	-	-	-	-	-	-
ZT	0	0	0	0%	0%	-	-	-	-	-	-	-	-	-	-	-
OG	0	0	0	0%	0%	-	-	-	-	-	-	-	-	-	-	-
141	125	16	16	89%	11%											



Delay Percentage

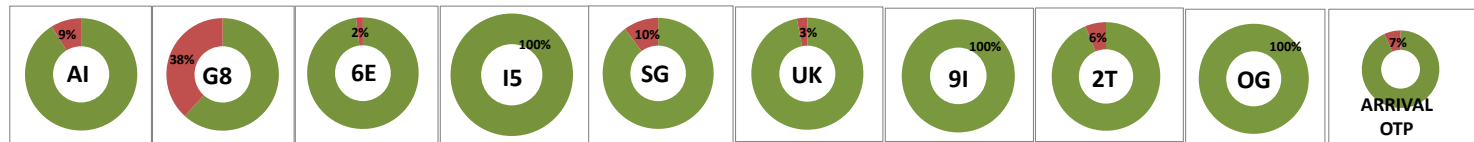
MAY 2021 DEPARTURES

AIRLINES	TOTAL DEPARTURES	FLIGHTS ON TIME (STD + 15 min)	FLIGHTS DELAYED (STD + MORE THAN 15 Min)	% ON TIME	% DELAYED	NUMBER OF FLIGHTS DELAYED DUE TO										TOTAL DEPARTURE DELAY
						AIRLINES					AIRPORT		WEATHER		ATC	
						PASSENGER & BAGGAGE HANDLING (IATA CODES 11-18)	AIRCRAFT & RAMP HANDLING (IATA CODES 31-39)	TECHNICAL AUTOMATED EQUIPMENT FAILURE (IATA CODES 41-48)	OPERATIONS, CREW (IATA CODES 61-69)	REACTIONARY REASONS (IATA CODES 91-96)	AIRPORT FACILITIES (IATA CODES 87,89)	IMMIGRATION, CUSTOMS, HEALTH (IATA CODE 86)	DESTINATION AIRPORT BELOW MINIMA (IATA CODE 72)	DEPARTURE AERODROME BELOW MINIMA (IATA CODE 71)	ATFM (IATA CODES 81-84)	
AI	651	624	27	96%	4%	2.00	3.00	3.00	5.00	8.00	2.00	0.00	0.00	2.00	2.00	27
G8	120	113	7	94%	6%	0.00	0.00	0.00	3.00	4.00	0.00	0.00	0.00	0.00	0.00	7
6E	1003	996	7	99%	1%	1.00	0.00	0.00	0.00	0.00	0.00	0.00	0.00	0.00	6.00	7
IS	11	11	0	100%	0%	0.00	0.00	0.00	0.00	0.00	0.00	0.00	0.00	0.00	0.00	0
SG	238	228	10	96%	4%	0.00	0.00	6.00	0.00	3.00	0.00	0.00	0.00	0.00	1.00	10
UK	167	167	0	100%	0%	0.00	0.00	0.00	0.00	0.00	0.00	0.00	0.00	0.00	0.00	0
9I	29	27	2	93%	7%	0.00	0.00	0.00	0.00	2.00	0.00	0.00	0.00	0.00	0.00	2
IX	0	0	0	0%	0%	0.00	0.00	0.00	0.00	0.00	0.00	0.00	0.00	0.00	0.00	0
2T	32	30	2	94%	6%	0.00	0.00	0.00	0.00	2.00	0.00	0.00	0.00	0.00	0.00	2
OG	13	13	0	100%	0%	0.00	0.00	0.00	0.00	0.00	0.00	0.00	0.00	0.00	0.00	0
	2264	2209	55	98%	2%											



MAY 2021 ARRIVALS

AIRLINES	TOTAL ARRIVALS	FLIGHTS ON TIME (STA + 15 min)	FLIGHTS DELAYED (STA + MORE THAN 15 Min)	% ON TIME	% DELAYED	NUMBER OF FLIGHTS DELAYED DUE TO										
						AIRLINES					AIRPORT		WEATHER		ATC	
						PASSENGER & BAGGAGE HANDLING (IATA CODES 11-18)	AIRCRAFT & RAMP HANDLING (IATA CODES 31-39)	TECHNICAL AUTOMATED EQUIPMENT FAILURE (IATA CODES 41-48)	OPERATIONS, CREW (IATA CODES 61-69)	REACTIONARY REASONS (IATA CODES 91-96)	AIRPORT FACILITIES (IATA CODES 87,89)	IMMIGRATION, CUSTOMS, HEALTH (IATA CODE 86)	DESTINATION AIRPORT BELOW MINIMA (IATA CODE 72)	DEPARTURE AERODROME BELOW MINIMA (IATA CODE 71)	ATFM (IATA CODES 81-84)	
AI	650	593	57	91%	9%	-	-	-	-	-	-	-	-	-	-	-
G8	128	79	49	62%	38%	-	-	-	-	-	-	-	-	-	-	-
6E	1002	982	20	98%	2%	-	-	-	-	-	-	-	-	-	-	-
IS	11	11	0	100%	0%	-	-	-	-	-	-	-	-	-	-	-
SG	235	211	24	90%	10%	-	-	-	-	-	-	-	-	-	-	-
UK	166	161	5	97%	3%	-	-	-	-	-	-	-	-	-	-	-
9I	29	29	0	100%	0%	-	-	-	-	-	-	-	-	-	-	-
IX	0	0	0	0%	0%	-	-	-	-	-	-	-	-	-	-	-
2T	32	30	2	94%	6%	-	-	-	-	-	-	-	-	-	-	-
OG	12	12	0	100%	0%	-	-	-	-	-	-	-	-	-	-	-
	2265	2108	157	93%	7%											



Delay Percentage